

Q: Can I insert a timestamp in AutoTest?

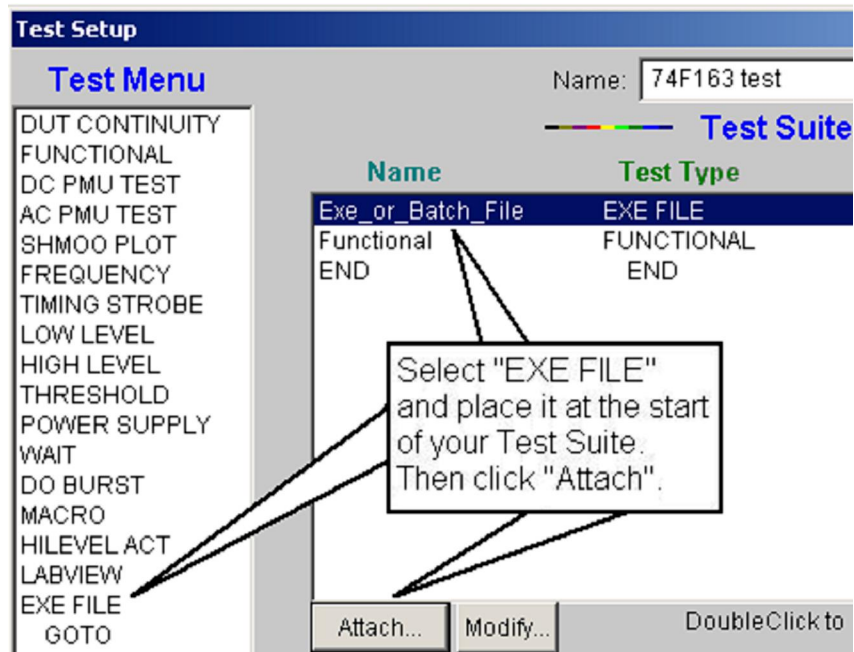
Timestamps in the AutoTest Logfile

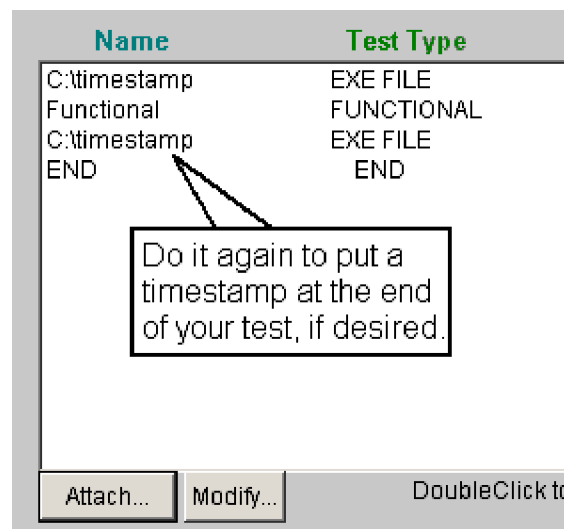
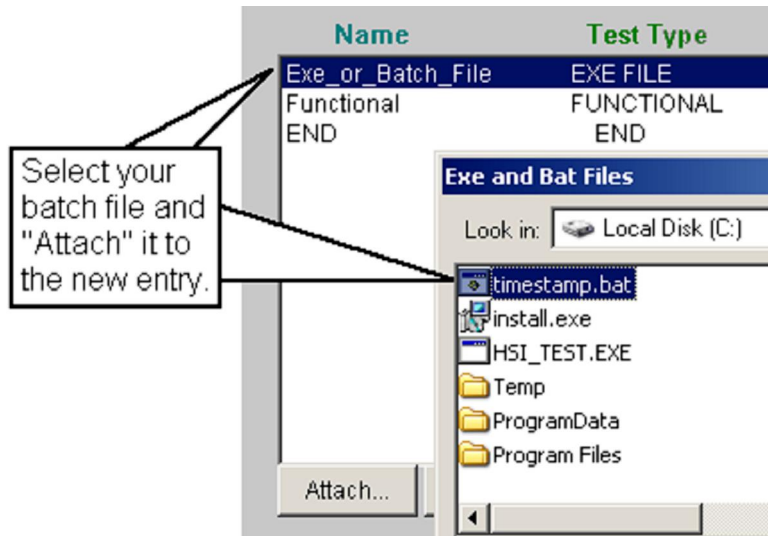
Users of AutoTest sometimes would like to put a timestamp in the logfile each time a test starts especially when looping or performing Mass Production. Presto software can easily do this by including a Windows batch file in the test suite. Here is an example of the batch file to create:

```
@echo off  
echo. >> autotest.log  
time < NUL| find "current" >> autotest.log
```

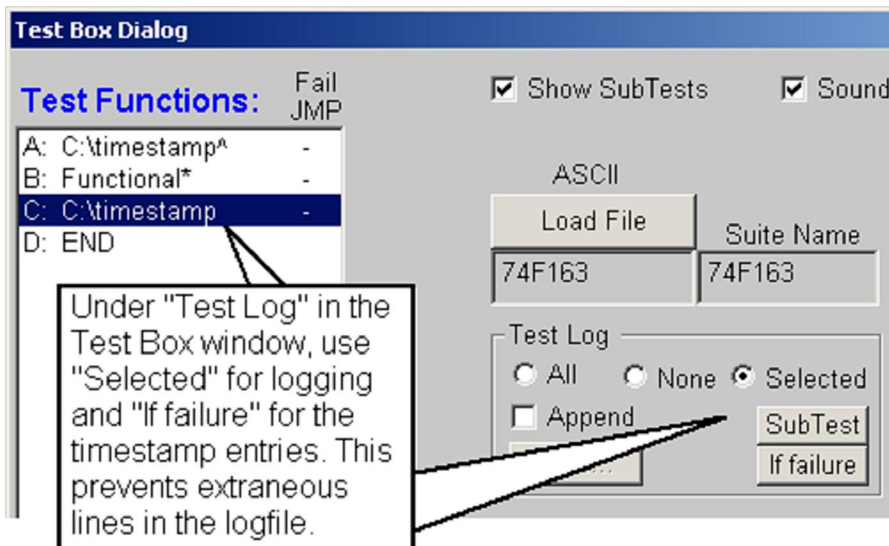
Example of Timestamp.bat

The directives following the `time` command in the batch file allow the time to be logged including seconds, without a carriage return from the user. You can place the timestamp anywhere in the ATX file test suite. Here's how:





Save the ATX file, and then open it in the Test Box window



After running your test, the timestamp entries in your logfile will look like this:

```
Date: 3/8/2012  Time: 12:51:00 AM  (12:51:50)  --- Version
-----
Part Number: 74F163
      ---- Device# 1 ----
The current time is: 12:51:00.28
Test 'Functional': PS1 = 4.750  PS2 = -4.750  $ Passed $
The current time is: 12:51:02.35
```

Related information:

Q'nApp #P3: AutoTest

Q'nApp #P11: Test Box

Q'nApp #P12: AutoTest

Q'nApp #P48: Custom AutoTest Logfile